

**CITY OF KERRVILLE, TEXAS  
RESOLUTION NO. 14-2024**

**A RESOLUTION CANVASSING THE RETURNS AND  
DECLARING THE RESULTS OF THE MAY 4, 2024, CITY  
SPECIAL ELECTION REGARDING AMENDMENTS TO  
THE CITY CHARTER**

**WHEREAS**, the City held a Special Election on May 4, 2024, for the purpose of submitting to the eligible voters of the City, 10 propositions (A-J) regarding amendments to the City Charter; and

**WHEREAS**, it is found that the Special Election was held in accordance with the authorized procedures; that notice of the Special Election was duly given in the form, manner, and time required by law; and that the Special Election was in all respects legally held and conducted in accordance with the laws of the State of Texas; and

**WHEREAS**, it is necessary for the City Council to canvass the returns of the Special Election and to declare the results thereof;

**NOW, THEREFORE, BE IT RESOLVED BY THE CITY COUNCIL OF THE CITY OF KERRVILLE, KERR COUNTY, TEXAS:**

**SECTION ONE.** The statements and findings provided above are adopted.

**SECTION TWO.** The cumulative results report, as submitted by the election judge and shown in **Exhibit A**, is approved and accepted.

**SECTION THREE.** From the returns duly and legally made, there were 4,551 valid and legal voters; and that the propositions in the Special Election received the following votes:

<b>PROPOSITION A</b>	<b>RESPONSE</b>	<b>VOTES RECEIVED</b>
Amendments to the City Charter providing clarity as to meaning and intent and eliminating inconsistencies.	For	3,919
	Against	416
<b>PROPOSITION B</b>	<b>RESPONSE</b>	<b>VOTES RECEIVED</b>
Amendments to the City Charter revising and deleting provisions which are redundant of or inconsistent with State law.	For	3,885
	Against	461
<b>PROPOSITION C</b>	<b>RESPONSE</b>	<b>VOTES RECEIVED</b>

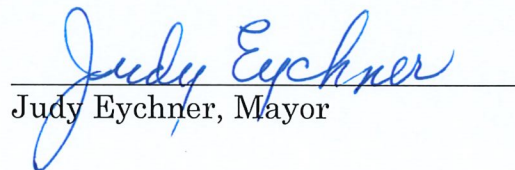
Amendment to the City Charter creating a requirement for persons injured because of the City's action or inaction to give the City notice of their claim within 90 days of the incident.	For	2,672
	Against	1,642
<b>PROPOSITION D</b>	<b>RESPONSE</b>	<b>VOTES RECEIVED</b>
Amendments to the City Charter increasing the term of office from two to three years for each councilmember and the mayor.	For	1,802
	Against	2,593
<b>PROPOSITION E</b>	<b>RESPONSE</b>	<b>VOTES RECEIVED</b>
Amendments to the City Charter providing under what circumstances a councilmember vacates his or her office.	For	3,288
	Against	934
<b>PROPOSITION F</b>	<b>RESPONSE</b>	<b>VOTES RECEIVED</b>
Amendment to the City Charter increasing the amounts paid to councilmembers and the mayor and changing payment to be monthly rather than per meeting.	For	2,051
	Against	2,301
<b>PROPOSITION G</b>	<b>RESPONSE</b>	<b>VOTES RECEIVED</b>
Amendments to the City Charter creating gender neutrality.	For	2,535
	Against	1,764
<b>PROPOSITION H</b>	<b>RESPONSE</b>	<b>VOTES RECEIVED</b>
Amendments to the City Charter requiring the appointment and termination of the City Manager to be by a four-fifths (4/5's) vote of the entire City Council.	For	2,604
	Against	1,676
<b>PROPOSITION I</b>	<b>RESPONSE</b>	<b>VOTES RECEIVED</b>




Amendments to the City Charter requiring the appointment and termination of the City Attorney to be by a four-fifths (4/5's) vote of the entire City Council.	For	2,578
	Against	1,687
<b>PROPOSITION J</b>	<b>RESPONSE</b>	<b>VOTES RECEIVED</b>
Amendment to the City Charter increasing the time for the City Manager to submit a proposed budget to Council.	For	2,023
	Against	2,229

**SECTION FOUR.** A Special Election was duly called, notice given, and held in accordance with the laws of the State of Texas; the majority of the votes cast was “**For**” Propositions A, B, C, E, G, H, and I (Charter amendments); and “**Against**” Propositions D, F, and J (Charter amendments).


**PASSED AND APPROVED ON** this the 14 day of MAY, A.D., 2024.

  
Judy Eychner, Mayor

APPROVED AS TO FORM:

  
Michael C. Hayes, City Attorney

ATTEST:

  
Shelley McElhannon, City Secretary

## ATTACHMENT A



**Precinct Results Report**MAY 4, 2024 CITY OF KERRVILLE  
ELECTIONRun Time 11:10 AM  
Run Date 05/11/2024**KERR COUNTY, TEXAS****GENERAL ELECTION**

5/4/2024

Page 1

**Official Results****Registered Voters**  
4553 of 16954 = 26.86%**Precincts Reporting**  
1 of 1 = 100.00%

CKV

4,553 of 16,954 registered voters = 26.86%

**MAYOR - Vote for none or one**

Choice	Party	Absentee Voting		Early Voting		Election Day Voting		Total	
Roman Garcia		74	30.08%	1,235	38.65%	531	48.67%	1,840	40.60%
Joe Herring Jr		172	69.92%	1,960	61.35%	560	51.33%	2,692	59.40%
Cast Votes:		246	100.00%	3,195	100.00%	1,091	100.00%	4,532	100.00%
Undervotes:		2		13		6		21	
Overvotes:		0		0		0		0	

**COUNCILMEMBER PLACE THREE - Vote for none or one**

Choice	Party	Absentee Voting		Early Voting		Election Day Voting		Total	
Kent McKinney		165	73.66%	2,179	73.10%	663	67.65%	3,007	71.85%
Brent Bates		59	26.34%	802	26.90%	317	32.35%	1,178	28.15%
Cast Votes:		224	100.00%	2,981	100.00%	980	100.00%	4,185	100.00%
Undervotes:		24		226		116		366	
Overvotes:		0		1		1		2	

**COUNCILMEMBER PLACE FOUR - Vote for none or one**

Choice	Party	Absentee Voting		Early Voting		Election Day Voting		Total	
Barbara Dewell Ferguson		79	33.47%	1,322	41.57%	538	50.00%	1,939	43.17%
Brenda Hughes		157	66.53%	1,858	58.43%	538	50.00%	2,553	56.83%
Cast Votes:		236	100.00%	3,180	100.00%	1,076	100.00%	4,492	100.00%
Undervotes:		12		27		21		60	
Overvotes:		0		1		0		1	

**PROPOSITION A**

Choice	Party	Absentee Voting		Early Voting		Election Day Voting		Total	
FOR		227	96.60%	2,805	91.49%	888	85.80%	3,920	90.41%
AGAINST		8	3.40%	261	8.51%	147	14.20%	416	9.59%
Cast Votes:		235	100.00%	3,066	100.00%	1,035	100.00%	4,336	100.00%
Undervotes:		12		141		61		214	
Overvotes:		1		1		1		3	



# Precinct Results Report

MAY 4, 2024 CITY OF KERRVILLE  
ELECTION

Run Time 11:10 AM  
Run Date 05/11/2024

## KERR COUNTY, TEXAS

### GENERAL ELECTION

5/4/2024

Page 2

## Official Results

Registered Voters  
4553 of 16954 = 26.86%

Precincts Reporting  
1 of 1 = 100.00%

CKV

4,553 of 16,954 registered voters = 26.86%

### PROPOSITION B

Choice	Party	Absentee Voting		Early Voting		Election Day Voting		Total	
FOR		228	95.00%	2,775	90.42%	883	85.07%	3,886	89.39%
AGAINST		12	5.00%	294	9.58%	155	14.93%	461	10.61%
Cast Votes:		240	100.00%	3,069	100.00%	1,038	100.00%	4,347	100.00%
Undervotes:		8		137		58		203	
Overvotes:		0		2		1		3	

### PROPOSITION C

Choice	Party	Absentee Voting		Early Voting		Election Day Voting		Total	
FOR		177	74.68%	1,918	63.01%	577	55.80%	2,672	61.92%
AGAINST		60	25.32%	1,126	36.99%	457	44.20%	1,643	38.08%
Cast Votes:		237	100.00%	3,044	100.00%	1,034	100.00%	4,315	100.00%
Undervotes:		11		162		63		236	
Overvotes:		0		2		0		2	

### PROPOSITION D

Choice	Party	Absentee Voting		Early Voting		Election Day Voting		Total	
FOR		128	53.11%	1,331	42.96%	343	32.45%	1,802	40.99%
AGAINST		113	46.89%	1,767	57.04%	714	67.55%	2,594	59.01%
Cast Votes:		241	100.00%	3,098	100.00%	1,057	100.00%	4,396	100.00%
Undervotes:		7		105		39		151	
Overvotes:		0		5		1		6	

### PROPOSITION E

Choice	Party	Absentee Voting		Early Voting		Election Day Voting		Total	
FOR		193	83.91%	2,345	78.69%	751	74.14%	3,289	77.88%
AGAINST		37	16.09%	635	21.31%	262	25.86%	934	22.12%
Cast Votes:		230	100.00%	2,980	100.00%	1,013	100.00%	4,223	100.00%
Undervotes:		18		227		83		328	
Overvotes:		0		1		1		2	



# Precinct Results Report

MAY 4, 2024 CITY OF KERRVILLE  
ELECTION

Run Time 11:10 AM  
Run Date 05/11/2024

## KERR COUNTY, TEXAS

### GENERAL ELECTION

5/4/2024

Page 3

## Official Results

Registered Voters  
4553 of 16954 = 26.86%  
Precincts Reporting  
1 of 1 = 100.00%

CKV

4,553 of 16,954 registered voters = 26.86%

### PROPOSITION F

Choice	Party	Absentee Voting		Early Voting		Election Day Voting		Total	
FOR		130	54.62%	1,532	49.82%	389	37.40%	2,051	47.12%
AGAINST		108	45.38%	1,543	50.18%	651	62.60%	2,302	52.88%
Cast Votes:		238	100.00%	3,075	100.00%	1,040	100.00%	4,353	100.00%
Undervotes:		10		132		55		197	
Overvotes:		0		1		2		3	

### PROPOSITION G

Choice	Party	Absentee Voting		Early Voting		Election Day Voting		Total	
FOR		168	71.49%	1,837	60.59%	531	51.40%	2,536	58.98%
AGAINST		67	28.51%	1,195	39.41%	502	48.60%	1,764	41.02%
Cast Votes:		235	100.00%	3,032	100.00%	1,033	100.00%	4,300	100.00%
Undervotes:		13		171		62		246	
Overvotes:		0		5		2		7	

### PROPOSITION H

Choice	Party	Absentee Voting		Early Voting		Election Day Voting		Total	
FOR		166	70.34%	1,899	62.74%	539	52.95%	2,604	60.83%
AGAINST		70	29.66%	1,128	37.26%	479	47.05%	1,677	39.17%
Cast Votes:		236	100.00%	3,027	100.00%	1,018	100.00%	4,281	100.00%
Undervotes:		12		179		78		269	
Overvotes:		0		2		1		3	

### PROPOSITION I

Choice	Party	Absentee Voting		Early Voting		Election Day Voting		Total	
FOR		163	69.66%	1,882	62.40%	533	52.46%	2,578	60.43%
AGAINST		71	30.34%	1,134	37.60%	483	47.54%	1,688	39.57%
Cast Votes:		234	100.00%	3,016	100.00%	1,016	100.00%	4,266	100.00%
Undervotes:		14		191		81		286	
Overvotes:		0		1		0		1	

**Precinct Results Report**MAY 4, 2024 CITY OF KERRVILLE  
ELECTIONRun Time 11:10 AM  
Run Date 05/11/2024**KERR COUNTY, TEXAS****GENERAL ELECTION**

5/4/2024

Page 4

**Official Results****Registered Voters**

4553 of 16954 = 26.86%

**Precincts Reporting**

1 of 1 = 100.00%

CKV

4,553 of 16,954 registered voters = 26.86%

**PROPOSITION J**

Choice	Party	Absentee Voting		Early Voting		Election Day Voting		Total	
FOR		132	57.14%	1,512	50.35%	379	37.19%	2,023	47.57%
AGAINST		99	42.86%	1,491	49.65%	640	62.81%	2,230	52.43%
Cast Votes:		231	100.00%	3,003	100.00%	1,019	100.00%	4,253	100.00%
Undervotes:		17		200		77		294	
Overvotes:		0		5		1		6	

\*\*\* End of report \*\*\*