




KERRVILLE CITY COUNCIL
ELECTION CANVASS AND WORKSHOP AGENDA
NOVEMBER 18, 2019, 10:00 AM
CITY HALL, COUNCIL CHAMBERS
701 MAIN STREET, KERRVILLE, TEXAS



The facility is wheelchair accessible and accessible parking spaces are available. Requests for accommodations or interpretive services must be made 48 hours prior to this event. Please contact the City Secretary's Office at 830-257-8000 for further information.

Citizens may speak to the City Council on posted agenda items. Prior to speaking, each speaker must fill out the speaker request form and submit it to the City Secretary. The speaker request form must be submitted before the item is called or read into record. Each speaker is limited to four minutes.

CALL TO ORDER

1. CONSIDERATION AND POSSIBLE ACTION:



- 1.A Resolution No. 52-2019. A Resolution canvassing the returns and declaring the results of the November 5, 2019, City special election regarding amendments to the City Charter

2. INFORMATION AND DISCUSSION:



- 2.A Community Events Update (Parks and Recreation Department)



- 2.B Drainage Master Plan

ADJOURNMENT

**CITY OF KERRVILLE, TEXAS
RESOLUTION NO. 52-2019**

**A RESOLUTION CANVASSING THE RETURNS AND
DECLARING THE RESULTS OF THE NOVEMBER 5, 2019,
CITY SPECIAL ELECTION REGARDING AMENDMENTS
TO THE CITY CHARTER**

WHEREAS, the City held a Special Election on November 5, 2019, for the purpose of submitting to the eligible voters of the City, 18 propositions (A-R) regarding amendments to the City Charter; and

WHEREAS, it is found that the Special Election was held in accordance with the authorized procedures; that notice of the Special Election was duly given in the form, manner, and time required by law; and that the Special Election was in all respects legally held and conducted in accordance with the laws of the State of Texas; and

WHEREAS, it is necessary for the City Council to canvass the returns of the Special Election and to declare the results thereof;

NOW, THEREFORE, BE IT RESOLVED BY THE CITY COUNCIL OF THE CITY OF KERRVILLE, KERR COUNTY, TEXAS:

SECTION ONE. The statements and findings provided above are adopted.

SECTION TWO. The official tally, presented by the election judge as shown in **Exhibit A**, is approved and accepted.

SECTION THREE. From the returns duly and legally made, there were 2,870 valid and legal voters; and that the propositions in the Special Election received the following votes:

PROPOSITION A	RESPONSE	VOTES RECEIVED
Amendment to the City Charter authorizing the prohibition of the sale of liquor in all or parts of residential areas of the City.	For	1,616
	Against	1,137
PROPOSITION B	RESPONSE	VOTES RECEIVED
Amendments to the City Charter to provide clarity as to meaning and intent and eliminating inconsistencies.	For	2,304
	Against	399

PROPOSITION C	RESPONSE	VOTES RECEIVED
Amendment to the City Charter creating a qualification for City Council prohibiting the candidate from being related within the second degree of affinity or third degree of consanguinity to anyone employed in an executive position with the City.	For	2,195
	Against	526
PROPOSITION D	RESPONSE	VOTES RECEIVED
The amendment to the City Charter prohibiting a councilmember from serving in office for more than three full successive terms.	For	2,402
	Against	343
PROPOSITION E	RESPONSE	VOTES RECEIVED
Amendment to the City Charter requiring any councilmember, upon filing an application to run for mayor, to automatically resign his or her office effective the day following the canvass for such election.	For	2,011
	Against	698
PROPOSITION F	RESPONSE	VOTES RECEIVED
Amendment to the City Charter requiring City Council to fill a vacancy within forty-five (45) days after such vacancy occurs.	For	2,347
	Against	378
PROPOSITION G	RESPONSE	VOTES RECEIVED
Amendment to the City Charter providing that	For	2,506

when the Mayor is incapacitated such that he or she is unable to perform the duties of office that the Mayor Pro Tem shall act as Mayor for the duration the disability.	Against	239
PROPOSITION H	RESPONSE	VOTES RECEIVED
Amendments to the City Charter revising and deleting provisions which are redundant of or inconsistent with State law.	For	2,362
	Against	351
PROPOSITION I	RESPONSE	VOTES RECEIVED
Amendments to the City Charter providing that when a vacancy is filled by appointment the appointee serves only through the remainder of the unexpired term.	For	2,545
	Against	206
PROPOSITION J	RESPONSE	VOTES RECEIVED
Amendments to the City Charter increasing the time for submitting a petition for referendum on an ordinance from within ten days of the adoption of the ordinance to within thirty days of the adoption of the ordinance.	For	2,213
	Against	467
PROPOSITION K	RESPONSE	VOTES RECEIVED
Amendments to the City Charter requiring the city	For	2,056

manager to designate a qualified City executive to perform the duties of city manager by written notice to the City Council.	Against	608
PROPOSITION L	RESPONSE	VOTES RECEIVED
Amendment to the City Charter requiring the City Council to annually review the performance of the City Manager.	For	2,481
	Against	256
PROPOSITION M	RESPONSE	VOTES RECEIVED
Amendment to the City Charter providing that, within sixty (60) days of any regular election, a vote to remove a City Attorney who has been in the service of the City for more than one year requires a four-fifths vote of the members of City Council.	For	1,926
	Against	719
PROPOSITION N	RESPONSE	VOTES RECEIVED
Amendment to the City Charter simplifying the budget process and requiring compliance with state law and the industry standards and best practices prescribed by the Government Finance Officers Association.	For	2,161
	Against	527
PROPOSITION O	RESPONSE	VOTES RECEIVED
Amendment to the City Charter requiring the municipal court judge to be a qualified attorney licensed to practice law in the State of Texas.	For	2,304
	Against	429

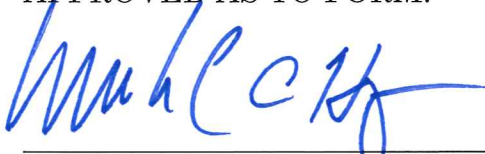
PROPOSITION P	RESPONSE	VOTES RECEIVED
Amendment to the City Charter authorizing the Mayor, on his or her own initiative and without Council action, to create and make appointments to ad hoc committees.	For	1,053
	Against	1,599
PROPOSITION Q	RESPONSE	VOTES RECEIVED
Amendment to the City Charter revising the approval process for ordinances granting, renewing, or extending franchises to be consistent with the process of adopting all other ordinances of the City.	For	2,060
	Against	577
PROPOSITION R	RESPONSE	VOTES RECEIVED
Amendment to the City Charter deleting the requirement that the Director of Finance and other various officers of the City give a bond to the City.	For	1,259
	Against	1,359

SECTION FOUR. A Special Election was duly called, notice given, and held in accordance with the laws of the State of Texas; the majority of the votes cast was **“For”** Propositions A through O, and Q (Charter amendments); and **“Against”** Propositions P and R (Charter amendments).

PASSED AND APPROVED ON this the ____ day of _____, A.D., 2019.

Bill Blackburn, Mayor

APPROVED AS TO FORM:



Michael C. Hayes, City Attorney

ATTEST:

Shelley McElhannon, City Secretary

KERR COUNTY, TEXAS

CONSTITUTIONAL AMENDMENT ELECTION

11/5/2019

Page 11 of 29

PROPOSITION A

Precinct	FOR	AGAINST	Cast Votes	Undervotes	Overvotes	Write-in votes	Absentee Voting Ballots Cast	Early Voting Ballots Cast	Election Day Voting Ballots Cast	Total Ballots Cast	Registered Voters	Turnout Percentage
1	439	327	766	34	6	0	36	340	430	806	4414	18.26 %
2	470	339	809	28	0	0	29	397	411	837	3520	23.78 %
3	505	340	845	33	6	0	37	365	482	884	6102	14.49 %
4	202	131	333	10	0	0	13	174	156	343	1629	21.06 %
Totals	1616	1137	2753	105	12	0	115	1276	1479	2870	15665	18.32 %

KERR COUNTY, TEXAS

CONSTITUTIONAL AMENDMENT ELECTION

11/5/2019

Page 12 of 29

PROPOSITION B

Precinct	FOR	AGAINST	Cast Votes	Undervotes	Overvotes	Write-in votes	Absentee Voting Ballots Cast	Early Voting Ballots Cast	Election Day Voting Ballots Cast	Total Ballots Cast	Registered Voters	Turnout Percentage
1	633	122	755	48	3	0	36	340	430	806	4414	18.26 %
2	674	112	786	51	0	0	29	397	411	837	3520	23.78 %
3	722	111	833	49	2	0	37	365	482	884	6102	14.49 %
4	275	54	329	13	1	0	13	174	156	343	1629	21.06 %
Totals	2304	399	2703	161	6	0	115	1276	1479	2870	15665	18.32 %

KERR COUNTY, TEXAS

CONSTITUTIONAL AMENDMENT ELECTION

11/5/2019

Page 13 of 29

PROPOSITION C

Precinct	FOR	AGAINST	Cast Votes	Undervotes	Overvotes	Write-in votes	Absentee Voting Ballots Cast	Early Voting Ballots Cast	Election Day Voting Ballots Cast	Total Ballots Cast	Registered Voters	Turnout Percentage
1	613	148	761	41	4	0	36	340	430	806	4414	18.26 %
2	633	159	792	45	0	0	29	397	411	837	3520	23.78 %
3	684	155	839	43	2	0	37	365	482	884	6102	14.49 %
4	265	64	329	13	1	0	13	174	156	343	1629	21.06 %
Totals	2195	526	2721	142	7	0	115	1276	1479	2870	15665	18.32 %

KERR COUNTY, TEXAS

CONSTITUTIONAL AMENDMENT ELECTION

11/5/2019

Page 14 of 29

PROPOSITION D

Precinct	FOR	AGAINST	Cast Votes	Undervotes	Overvotes	Write-in votes	Absentee Voting Ballots Cast	Early Voting Ballots Cast	Election Day Voting Ballots Cast	Total Ballots Cast	Registered Voters	Turnout Percentage
1	690	77	767	36	3	0	36	340	430	806	4414	18.26 %
2	692	106	798	38	1	0	29	397	411	837	3520	23.78 %
3	731	116	847	34	3	0	37	365	482	884	6102	14.49 %
4	289	44	333	10	0	0	13	174	156	343	1629	21.06 %
Totals	2402	343	2745	118	7	0	115	1276	1479	2870	15665	18.32 %

KERR COUNTY, TEXAS
 CONSTITUTIONAL AMENDMENT ELECTION
 11/5/2019
 Page 15 of 29

PROPOSITION E

Precinct	FOR	AGAINST	Cast Votes	Undervotes	Overvotes	Write-in votes	Absentee Voting Ballots Cast	Early Voting Ballots Cast	Election Day Voting Ballots Cast	Total Ballots Cast	Registered Voters	Turnout Percentage
1	573	177	750	47	4	0	35	340	426	801	4414	18.15 %
2	574	207	781	51	1	0	29	397	407	833	3520	23.66 %
3	639	206	845	36	3	0	37	365	482	884	6102	14.49 %
4	225	108	333	11	0	0	13	174	157	344	1629	21.12 %
Totals	2011	698	2709	145	8	0	114	1276	1472	2862	15665	18.27 %

KERR COUNTY, TEXAS

CONSTITUTIONAL AMENDMENT ELECTION

11/5/2019

Page 16 of 29

PROPOSITION F

Precinct	FOR	AGAINST	Cast Votes	Undervotes	Overvotes	Write-in votes	Absentee Voting Ballots Cast	Early Voting Ballots Cast	Election Day Voting Ballots Cast	Total Ballots Cast	Registered Voters	Turnout Percentage
1	636	118	754	44	3	0	35	340	426	801	4414	18.15 %
2	667	121	788	44	1	0	29	397	407	833	3520	23.66 %
3	765	83	848	33	3	0	37	365	482	884	6102	14.49 %
4	279	56	335	9	0	0	13	174	157	344	1629	21.12 %
Totals	2347	378	2725	130	7	0	114	1276	1472	2862	15665	18.27 %

KERR COUNTY, TEXAS

CONSTITUTIONAL AMENDMENT ELECTION

11/5/2019

Page 17 of 29

PROPOSITION G

Precinct	FOR	AGAINST	Cast Votes	Undervotes	Overvotes	Write-in votes	Absentee Voting Ballots Cast	Early Voting Ballots Cast	Election Day Voting Ballots Cast	Total Ballots Cast	Registered Voters	Turnout Percentage
1	698	62	760	38	3	0	35	340	426	801	4414	18.15 %
2	715	82	797	35	1	0	29	397	407	833	3520	23.66 %
3	792	58	850	29	5	0	37	365	482	884	6102	14.49 %
4	301	37	338	6	0	0	13	174	157	344	1629	21.12 %
Totals	2506	239	2745	108	9	0	114	1276	1472	2862	15665	18.27 %

KERR COUNTY, TEXAS

CONSTITUTIONAL AMENDMENT ELECTION

11/5/2019

Page 18 of 29

PROPOSITION H

Precinct	FOR	AGAINST	Cast Votes	Undervotes	Overvotes	Write-in votes	Absentee Voting Ballots Cast	Early Voting Ballots Cast	Election Day Voting Ballots Cast	Total Ballots Cast	Registered Voters	Turnout Percentage
1	665	88	753	43	5	0	35	340	426	801	4414	18.15 %
2	685	100	785	47	1	0	29	397	407	833	3520	23.66 %
3	727	116	843	37	4	0	37	365	482	884	6102	14.49 %
4	285	47	332	12	0	0	13	174	157	344	1629	21.12 %
Totals	2362	351	2713	139	10	0	114	1276	1472	2862	15665	18.27 %

KERR COUNTY, TEXAS

CONSTITUTIONAL AMENDMENT ELECTION

11/5/2019

Page 19 of 29

PROPOSITION I

Precinct	FOR	AGAINST	Cast Votes	Undervotes	Overvotes	Write-In votes	Absentee Voting Ballots Cast	Early Voting Ballots Cast	Election Day Voting Ballots Cast	Total Ballots Cast	Registered Voters	Turnout Percentage
1	713	53	766	31	4	0	35	340	426	801	4414	18.15 %
2	729	68	797	34	2	0	29	397	407	833	3520	23.66 %
3	800	50	850	31	3	0	37	365	482	884	6102	14.49 %
4	303	35	338	6	0	0	13	174	157	344	1629	21.12 %
Totals	2545	206	2751	102	9	0	114	1276	1472	2862	15665	18.27 %

11/5/2019

Page 20 of 29

KERR COUNTY, TEXAS

CONSTITUTIONAL AMENDMENT ELECTION

PROPOSITION J

Precinct	FOR	AGAINST	Cast Votes	Undervotes	Overvotes	Write-in votes	Absentee Voting Ballots Cast	Early Voting Ballots Cast	Election Day Voting Ballots Cast	Total Ballots Cast	Registered Voters	Turnout Percentage
1	608	134	742	54	5	0	35	340	426	801	4414	18.15 %
2	637	141	778	54	1	0	29	397	407	833	3520	23.66 %
3	706	123	829	52	3	0	37	365	482	884	6102	14.49 %
4	262	69	331	13	0	0	13	174	157	344	1629	21.12 %
Totals	2213	467	2680	173	9	0	114	1276	1472	2862	15665	18.27 %

KERR COUNTY, TEXAS



CONSTITUTIONAL AMENDMENT ELECTION

11/5/2019

Page 21 of 29

PROPOSITION K

Precinct	FOR	AGAINST	Cast Votes	Undervotes	Overvotes	Write-in votes	Absentee Voting Ballots Cast	Early Voting Ballots Cast	Election Day Voting Ballots Cast	Total Ballots Cast	Registered Voters	Turnout Percentage
1	556	182	738	58	5	0	35	340	426	801	4414	18.15 %
2	600	170	770	62	1	0	29	397	407	833	3520	23.66 %
3	652	173	825	56	3	0	37	365	482	884	6102	14.49 %
4	248	83	331	13	0	0	13	174	157	344	1629	21.12 %
Totals	2056	608	2664	189	9	0	114	1276	1472	2862	15665	18.27 %



KERR COUNTY, TEXAS

CONSTITUTIONAL AMENDMENT ELECTION

11/5/2019

Page 22 of 29

PROPOSITION L

Precinct	FOR	AGAINST	Cast Votes	Undervotes	Overvotes	Write-in votes	Absentee Voting Ballots Cast	Early Voting Ballots Cast	Election Day Voting Ballots Cast	Total Ballots Cast	Registered Voters	Turnout Percentage
1	693	69	762	34	5	0	35	340	426	801	4414	18.15 %
2	710	85	795	38	0	0	29	397	407	833	3520	23.66 %
3	778	67	845	36	3	0	37	365	482	884	6102	14.49 %
4	300	35	335	9	0	0	13	174	157	344	1629	21.12 %
Totals	2481	256	2737	117	8	0	114	1276	1472	2862	15665	18.27 %

KERR COUNTY, TEXAS

CONSTITUTIONAL AMENDMENT ELECTION

11/5/2019

Page 23 of 29

PROPOSITION M

Precinct	FOR	AGAINST	Cast Votes	Undervotes	Overvotes	Write-in votes	Absentee Voting Ballots Cast	Early Voting Ballots Cast	Election Day Voting Ballots Cast	Total Ballots Cast	Registered Voters	Turnout Percentage
1	543	195	738	59	4	0	35	340	426	801	4414	18.15 %
2	549	210	759	73	1	0	29	397	407	833	3520	23.66 %
3	611	213	824	56	4	0	37	365	482	884	6102	14.49 %
4	223	101	324	20	0	0	13	174	157	344	1629	21.12 %
Totals	1926	719	2645	208	9	0	114	1276	1472	2862	15665	18.27 %

KERR COUNTY, TEXAS

CONSTITUTIONAL AMENDMENT ELECTION

11/5/2019

Page 24 of 29


PROPOSITION N

Precinct	FOR	AGAINST	Cast Votes	Undervotes	Overvotes	Write-in votes	Absentee Voting Ballots Cast	Early Voting Ballots Cast	Election Day Voting Ballots Cast	Total Ballots Cast	Registered Voters	Turnout Percentage
1	593	155	748	48	5	0	35	340	426	801	4414	18.15 %
2	620	152	772	60	1	0	29	397	407	833	3520	23.66 %
3	684	155	839	43	2	0	37	365	482	884	6102	14.49 %
4	264	65	329	14	1	0	13	174	157	344	1629	21.12 %
Totals	2161	527	2688	165	9	0	114	1276	1472	2862	15665	18.27 %

KERR COUNTY, TEXAS
CONSTITUTIONAL AMENDMENT ELECTION
11/5/2019
Page 25 of 29

PROPOSITION O

Precinct	FOR	AGAINST	Cast Votes	Undervotes	Overvotes	Write-In votes	Absentee Voting Ballots Cast	Early Voting Ballots Cast	Election Day Voting Ballots Cast	Total Ballots Cast	Registered Voters	Turnout Percentage
1	644	119	763	34	4	0	35	340	426	801	4414	18.15 %
2	669	121	790	42	1	0	29	397	407	833	3520	23.66 %
3	714	131	845	36	3	0	37	365	482	884	6102	14.49 %
4	277	58	335	8	1	0	13	174	157	344	1629	21.12 %
Totals	2304	429	2733	120	9	0	114	1276	1472	2862	15665	18.27 %




KERR COUNTY, TEXAS

CONSTITUTIONAL AMENDMENT ELECTION



11/5/2019

Page 26 of 29



PROPOSITION P

Precinct	FOR	AGAINST	Cast Votes	Undervotes	Overvotes	Write-In votes	Absentee Voting Ballots Cast	Early Voting Ballots Cast	Election Day Voting Ballots Cast	Total Ballots Cast	Registered Voters	Turnout Percentage
1	261	478	739	56	6	0	35	340	426	801	4414	18.15 %
2	356	417	773	60	0	0	29	397	407	833	3520	23.66 %
3	311	505	816	64	4	0	37	365	482	884	6102	14.49 %
4	125	199	324	19	1	0	13	174	157	344	1629	21.12 %
Totals	1053	1599	2652	199	11	0	114	1276	1472	2862	15665	18.27 %



KERR COUNTY, TEXAS



CONSTITUTIONAL AMENDMENT ELECTION

11/5/2019

Page 27 of 29

PROPOSITION Q

Precinct	FOR	AGAINST	Cast Votes	Undervotes	Overvotes	Write-in votes	Absentee Voting Ballots Cast	Early Voting Ballots Cast	Election Day Voting Ballots Cast	Total Ballots Cast	Registered Voters	Turnout Percentage
1	563	172	735	62	4	0	35	340	426	801	4414	18.15 %
2	616	143	759	74	0	0	29	397	407	833	3520	23.66 %
3	640	180	820	61	3	0	37	365	482	884	6102	14.49 %
4	241	82	323	21	0	0	13	174	157	344	1629	21.12 %
Totals	2060	577	2637	218	7	0	114	1276	1472	2862	15665	18.27 %



KERR COUNTY, TEXAS

CONSTITUTIONAL AMENDMENT ELECTION

11/5/2019

Page 28 of 29

PROPOSITION R

Precinct	FOR	AGAINST	Cast Votes	Undervotes	Overvotes	Write-in votes	Absentee Voting Ballots Cast	Early Voting Ballots Cast	Election Day Voting Ballots Cast	Total Ballots Cast	Registered Voters	Turnout Percentage
1	356	371	727	69	5	0	35	340	426	801	4414	18.15 %
2	402	352	754	77	2	0	29	397	407	833	3520	23.66 %
3	361	454	815	65	4	0	37	365	482	884	6102	14.49 %
4	140	182	322	21	1	0	13	174	157	344	1629	21.12 %
Totals	1259	1359	2618	232	12	0	114	1276	1472	2862	15665	18.27 %