

# CITY OF KERRVILLE, TEXAS

POPULAR ANNUAL FINANCIAL REPORT  
FISCAL YEAR ENDED SEPTEMBER 30, 2024



## LOOKING UP

# Table of Contents

**3**

MESSAGE FROM  
THE DIRECTOR  
OF FINANCE

**4**

ABOUT THE  
CITY OF  
KERRVILLE

**5**

KERRVILLE  
STATISTICS

**6**

FUND  
STRUCTURE

**7**

BALANCE SHEET  
(GOVERNMENTAL)

**8**

STATEMENT OF  
ACTIVITIES  
(CITYWIDE)

**9**

STATEMENT OF  
NET POSITION  
(CITYWIDE)

**10**

CITYWIDE  
REVENUES

**11**

CITYWIDE  
EXPENSES

**12**

PROPERTY  
TAX

**13**

SALES TAX

**14**

COMMUNITY  
INVESTMENT  
PLAN

**15**

GENERAL DEBT  
SERVICE FUND

**16**

WATER DEBT  
SERVICE FUND

**17**

STAY  
INFORMED

**18**

THANKS FOR  
READING



## KERRVILLE PUBLIC SAFETY FACILITY SCHEMATIC DESIGN



### MESSAGE FROM THE DIRECTOR OF FINANCE

Dear Reader,

Thank you for your interest in the City of Kerrville. Providing transparent financial information is a top priority and the City continues to strive to find new ways to communicate with our citizens and other interested parties.

The Popular Annual Financial Report (PAFR) is designed to provide an easy to read, high-level summary of the City's financial activities and other information. This is the third PAFR published by the City of Kerrville and represents financials for fiscal year 2024. The PAFR does not contain detailed information about all City funds. Information is presented at a Citywide level to provide readers an overall financial picture. Financials relating to the City's component unit funds are not included in the PAFR.

To view the City of Kerrville's Annual Comprehensive Financial Report (ACFR) in its entirety please visit:

<https://www.kerrvilletx.gov/DocumentCenter/View/45697/FY2024-Annual-Comprehensive-Financial-Report>

The ACFR was prepared in conformance with generally accepted accounting principles (GAAP) and the City's financial information was independently audited by Forvis Mazars, LLP. The City of Kerrville received an unmodified opinion, which means the City's financials were free of any material accounting errors requiring adjustment by the auditors.

Please do not hesitate to contact our office for information regarding the City's finances. We encourage questions and enjoy engaging with citizens.



# About the City of Kerrville

## HISTORY

In 1856, Joshua Brown donated four acres of land located on the Guadalupe River to Kerr County. The tract of land became known as “Kerrsville” and was established as the county seat of Kerr County. Eventually the “s” in “Kerrsville” was dropped and the settlement became known as “Kerrville”. Early settlers were primarily merchants and ranchers of German origin. The opening of the cattle trails to Kansas in the 1870’s contributed to the early growth of Kerrville, drawing new settlers to the area and fostering business expansion. As a result of this growth, the citizens voted to establish Kerrville as an incorporated city in 1889. After incorporation, Captain Joseph A. Tivy was elected as the first mayor of Kerrville. City administrators oversaw development and were responsible for the establishment of public schools. To honor the Captain’s crucial role in this process, Kerrville’s first high school was named “Tivy High School” and is still in existence today.

## FINANCE AWARDS RECIEVED

- Government Finance Officers Association (GFOA) Distinguished Budget Presentation Award
- GFOA Certificate of Achievement for Excellence in Financial Reporting (COA)
- GFOA Popular Annual Financial Report Award (PAFR)
- GFOA Triple Crown Award
- Texas Comptroller Traditional Finance Transparency Star
- Texas Comptroller Debt Obligation Transparency Star

## CLIMATE

At an elevation of 1,645 feet above sea level, Kerrville has a semi-arid climate, averaging approximately 28 inches of rain per year. August is the warmest month with an average high temperature in the mid-nineties. January is the coldest month with average lows in the mid-thirties.

## LOCATION

Kerrville is ideally located in the heart of the Texas Hill Country, 65 miles northwest of San Antonio and 103 miles southwest of Austin. Other major metropolitan areas, Dallas and Houston, are both less than 300 miles from Kerrville. Kerrville is easily accessible from Interstate Highway 10 or State Highways 16, 27, and 173.

## TOPOGRAPHY

The Guadalupe River runs through Kerrville, providing the City not only with drinking water, but with ample recreational opportunities, beautiful views and tourist appeal. Kerrville boasts a 6 mile long river trail and a beautiful downtown riverfront park, Louise Hays Park. Louise Hays Park offers a splash pad, amphitheater, dog park, covered pavilions, playgrounds, and is home to many free community events. In addition, Kerrville-Schreiner Park offers visitors 517 acres of trails, camping, fishing, swimming and recreation on the Guadalupe River.

# Kerrville Statistics

## 2024 POPULATION ESTIMATE



24,768

## MEDIAN AGE



39.9  
Years

## UNEMPLOYMENT RATE



3.4%

\*As of September 2024

## BOND RATING STANDARDS & POOR'S (S&P)

AA BOND  
RATING



AA BOND RATING IS THE THIRD HIGHEST BOND RATING ACHIEVABLE, ACCORDING TO THE S&P GLOBAL RATINGS, AND SIGNIFIES THAT THE CITY HAS A VERY STRONG CAPACITY TO MEET ITS FINANCIAL COMMITMENTS.

## City Full-Time Employees (FTEs)



Public Safety

164

Total FTEs  
Citywide

339

## KERRVILLE'S TOP 10 EMPLOYERS

Peterson Regional Medical Center	1,315
James Avery Artisan Jewelry	775
Kerrville State Hospital	710
Kerrville ISD	678
Schreiner University	660
HEB Grocery & Foundation	650
Kerrville Veterans	475
Administration Hospital	
City of Kerrville	339
Kerr County	327
Wal-Mart	228

6 MILES  
OF RIVER  
TRAIL

109 SHORT  
TERM  
RENTALS

2 ARTS &  
CULTURAL  
CENTERS

3 MUSEUMS

4 FIRE  
STATIONS

1  
REGIONAL  
HOSPITAL

298 LANE  
MILES OF  
STREETS

269 MILES  
OF WATER  
MAINS

201 MILES  
OF  
SANITARY  
LINES

1  
PRIVATE  
UNIVERSITY

3 GOLF  
COURSES

1  
COMMUNITY  
COLLEGE

# Fund Structure

**Fund Accounting** is used for both budgeting and accounting purposes. For transparency, the City budget shows revenues and expenses by fund, department, and division. For financial reporting, funds are grouped by type in accordance with Generally Accepted Accounting Principles (GAAP).

<b>Governmental Funds</b>	<b>Proprietary Funds</b>	<b>Component Unit Funds</b>
General General Debt Service General Capital Projects Special Funds Other Small Funds	Water Water Debt Service Water Capital Projects	Economic Improvement Corporation (EIC) Kerrville Public Utility Board (KPUB) Kerrville-Kerr County Airport



The City's budget contains a detailed list of individual funds. To view the FY2024 Budget visit: <https://www.kerrvilletx.gov/313/Budget>

# Balance Sheet (Governmental)

The City's Balance Sheet (below) represents a snapshot of the City's Governmental Funds as of September 30, 2024. Governmental Funds of the City include funds such as the City's General Fund, Special Revenue Funds, General Debt Service Fund, Grant Fund, and the General Capital Project Fund. The balance sheet is broken down into assets, liabilities, and equity. The purpose of the balance sheet is to give insight about resources available and serves as a summary of what the City "owns" and what the City "owes".

City of Kerrville, Texas Balance Sheet September 30, 2024 (Accrual Basis of Accounting)						
	General Fund	Governmental IP Fund	Grant Fund	Debt Service Fund	Other Governmental Funds	Total Governmental Funds
<b>Assets</b>						
Cash and cash equivalents	13,394,651	33,309,121	639,355	1,992,765	5,301,953	54,637,845
Investments	7,459,959	7,926,402	-	-	1,148,521	16,534,882
Accounts Receivable	2,098,692	130,278	-	94,826	20,304	2,344,100
Due from other funds	103,014	-	-	-	-	103,014
Due from other Governments	1,596,819	-	67,716	5,792	12,048	1,682,375
Inventory	97,273	-	-	-	-	97,273
Prepaid expenses	3,150	-	-	-	-	3,150
<b>Total Assets</b>	<b>24,753,558</b>	<b>41,365,801</b>	<b>707,071</b>	<b>2,093,383</b>	<b>6,482,826</b>	<b>75,402,639</b>
<b>Liabilities</b>						
Accounts Payable	2,050,197	6,052,822	186	-	99,641	8,202,846
Unearned Revenue	128,472	-	623,949	-	-	752,421
Customer Deposits	19,981	-	-	-	-	19,981
<b>Total Liabilities</b>	<b>2,198,650</b>	<b>6,052,822</b>	<b>624,135</b>	<b>-</b>	<b>99,641</b>	<b>8,975,248</b>
<b>Deferred Inflows of Resources</b>	<b>856,214</b>	<b>-</b>	<b>-</b>	<b>87,745</b>	<b>-</b>	<b>943,959</b>
<b>Fund Balances</b>						
Nonspendable	729,388	-	-	-	-	729,388
Restricted	5,161,698	31,781,681	82,936	2,005,638	5,885,176	44,917,129
Committed	2,071,205	3,531,298	-	-	498,009	6,100,512
Unassigned	13,736,403	-	-	-	-	13,736,403
<b>Total Fund Balances</b>	<b>21,698,694</b>	<b>35,312,979</b>	<b>82,936</b>	<b>2,005,638</b>	<b>6,383,185</b>	<b>65,483,432</b>
<b>Total liabilities, deferred inflows of resources, and fund balances</b>	<b>\$ 24,753,558</b>	<b>\$ 41,365,801</b>	<b>\$ 707,071</b>	<b>\$ 2,093,383</b>	<b>\$ 6,482,826</b>	<b>\$ 75,402,639</b>

The balance sheet reports a separate section for deferred inflows of resources. This separate element represents an acquisition of net assets that applies to a future period(s) and will not be recognized as an inflow of resources (revenue) until that time. For example, grant funding is recorded as "unearned revenue" until expenses are incurred, at which time funds are recorded as revenue.

The City of Kerrville maintains 12 individual governmental funds. Four of these are considered major funds. A major fund contributes heavier to the overall financials than non-major funds. Major funds are determined annually based on a multitude of factors. The City's major funds in fiscal year 2024 include the General Fund, Governmental IP Fund (Capital Projects), Grant Fund, and General Debt Service Fund.

Total Assets

\$75,402,639

=

Total Liabilities

\$9,919,207

+

Total Equity

\$65,483,432





# Statement of Net Position (Citywide)

The City’s Statement of Net Position provides a comprehensive overview of its financial health as of September 30, 2024. This statement outlines the City’s assets, liabilities, and overall net position, offering stakeholders insight into the city’s liquidity and ability to meet financial obligations both now and in the future.

City of Kerrville, Texas Statement of Net Position September 30, 2024 (Accrual Basis of Accounting)			
	Primary Government		
	Governmental Activities	Business-type Activities	Total
Current Assets	\$ 84,772,723	\$ 21,564,830	\$ 106,337,553
Capital Assets	118,106,271	86,280,229	204,386,500
<b>Total Assets</b>	<b>202,878,994</b>	<b>107,845,059</b>	<b>310,724,053</b>
<b>Deferred Outflows of Resources</b>	<b>4,277,828</b>	<b>755,056</b>	<b>5,032,884</b>
<b>Total Assets &amp; Deferred Outflows of Resources</b>	<b>\$ 207,156,822</b>	<b>\$ 108,600,115</b>	<b>\$ 315,756,937</b>
Current Liabilities	9,350,140	1,077,682	10,427,822
Long Term Liabilities	80,823,478	50,863,312	131,686,790
<b>Total Liabilities</b>	<b>90,173,618</b>	<b>51,940,994</b>	<b>142,114,612</b>
<b>Deferred Inflows of Resources</b>	<b>923,529</b>	<b>109,606</b>	<b>1,033,135</b>
<b>Total Liabilities &amp; Deferred Inflows of Resources</b>	<b>\$ 91,097,147</b>	<b>\$ 52,050,600</b>	<b>\$ 143,147,747</b>
<b>Net Position</b>			
Net Investment in Capital Assets	76,509,144	46,118,454	122,627,598
Restricted	13,832,129	1,784,832	15,616,961
Unrestricted	25,718,402	8,646,229	34,364,631
<b>Total Net Position</b>	<b>\$ 116,059,675</b>	<b>\$ 56,549,515</b>	<b>\$ 172,609,190</b>

Total Assets  
\$315,756,937

-

Total Liabilities  
\$143,147,747

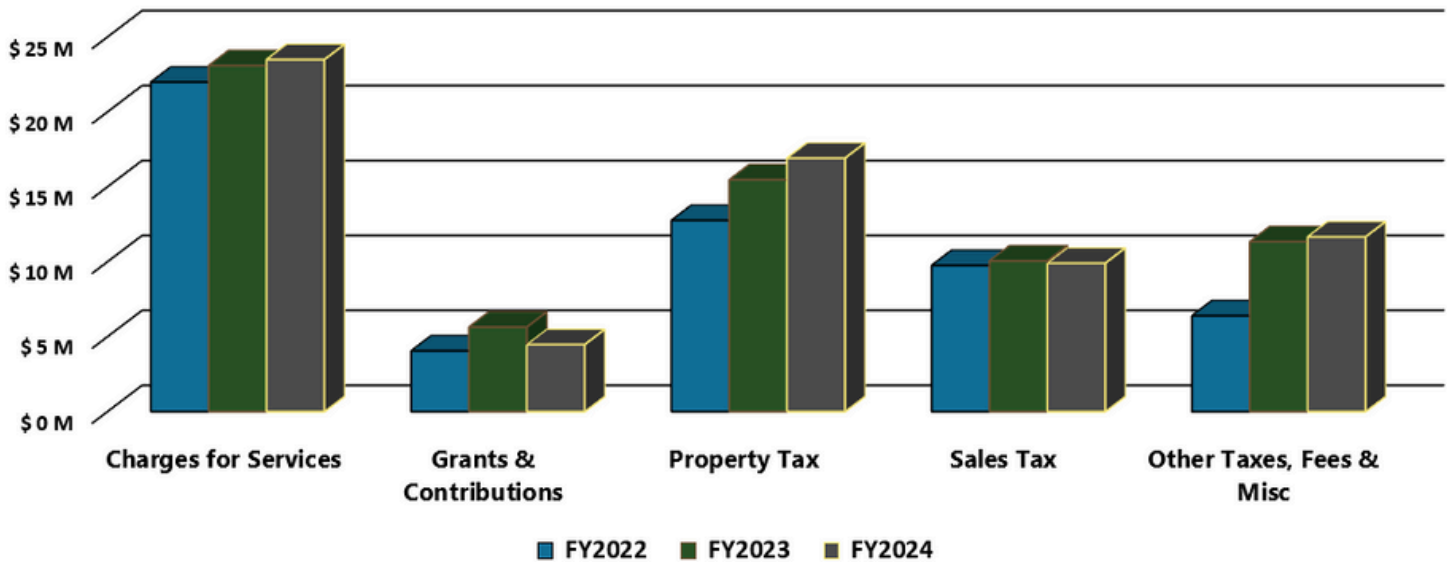
=

Total Net Position  
\$172,609,190

# Citywide Revenues

The ACFR displays revenues by category on a Citywide basis. The charts below shows the Citywide revenue sources for fiscal year 2024 by both revenue category and amount. Revenues of all funds: Governmental, Proprietary, and Special are included below.

**CITYWIDE REVENUE SOURCES**



**FY2024 Revenue Sources**

Charges for Services	23,489,749
Grants & Contributions	4,472,641
Property Tax	16,913,607
Sales Tax	9,905,590
Other Taxes, Fees & Misc	11,658,578

**Total Revenues \$ 66,440,165**

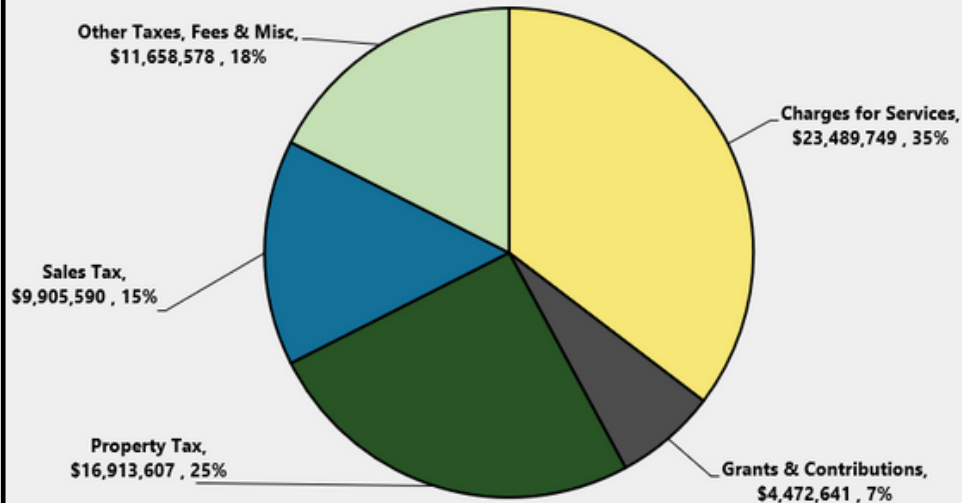
## Charges for Services:

Includes Water / Wastewater, Emergency Medical Services, Solid Waste, Parks and Recreation, Library, and other miscellaneous services.

## Other Taxes, Fees & Misc:

Includes Franchise Fees, Permits, Intergovernmental Revenue, Investment Revenue, etc.

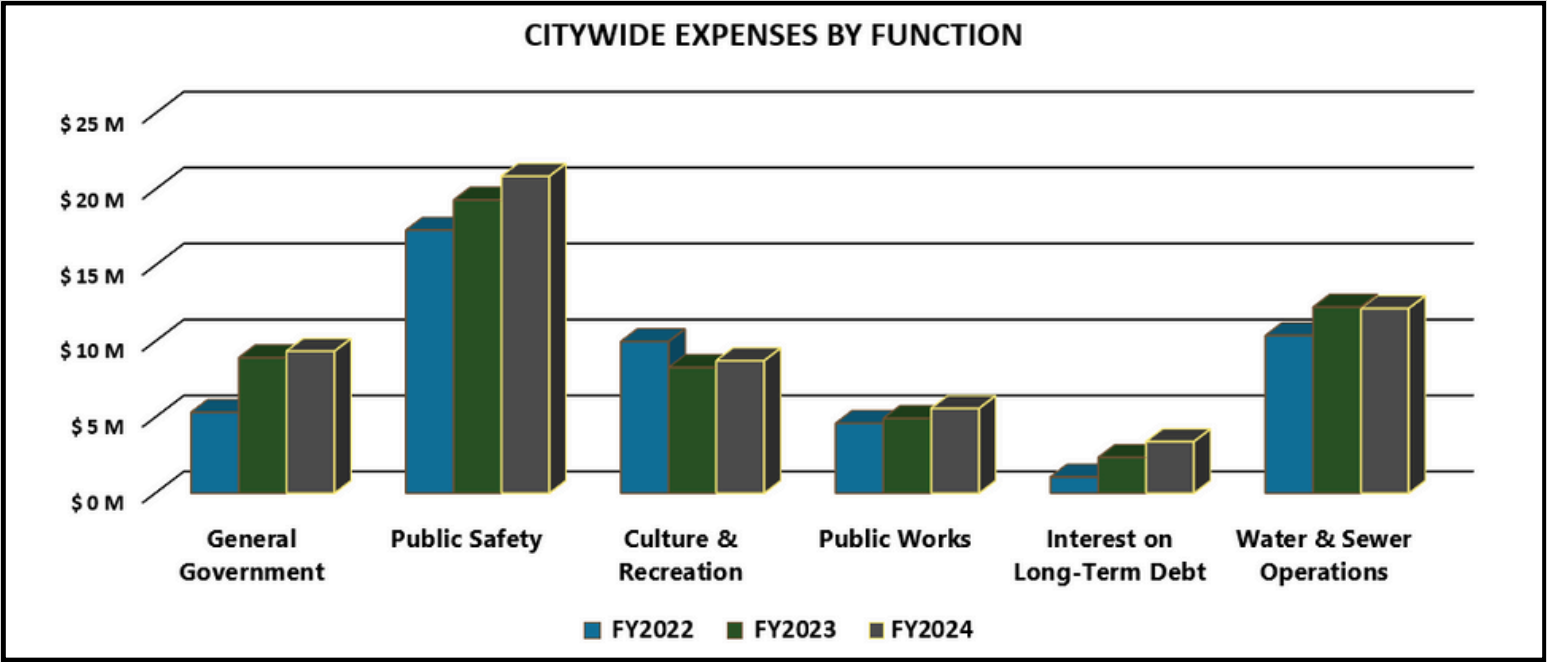
**FY2024 Citywide Revenue Sources**



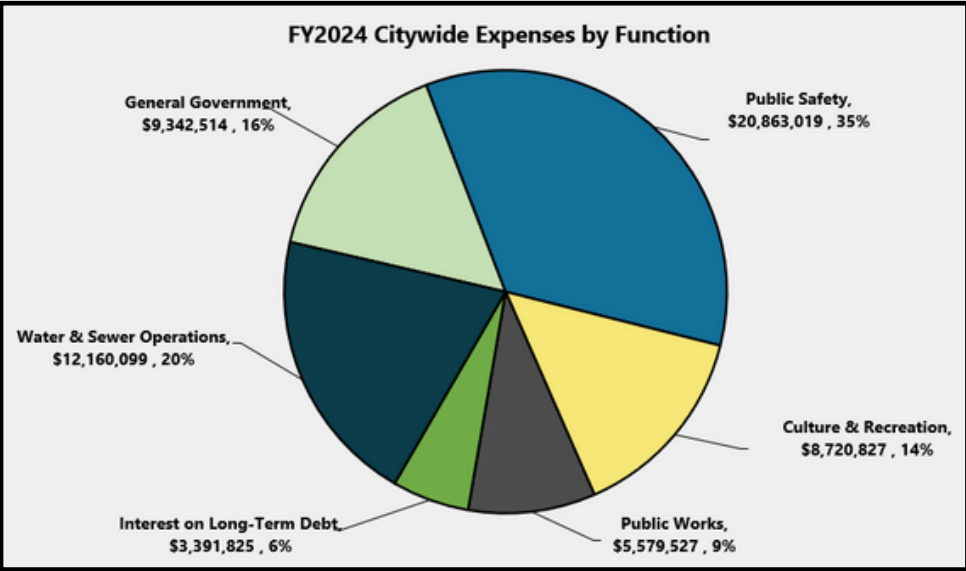
For more detailed information on the City's fiscal year 2024 revenues, please visit: <https://www.kerrvilletx.gov/DocumentCenter/View/45697/FY2024-Annual-Comprehensive-Financial-Report>

# Citywide Expenses

The ACFR reports expenses by function on a Citywide basis. The charts below shows the Citywide expenses by function for fiscal year 2024 by both function and amount. Expenses of all funds: Governmental, Proprietary, and Special are included below.



FY2024 Expenses by Function	
General Government	9,342,514
Public Safety	20,863,019
Culture & Recreation	8,720,827
Public Works	5,579,527
Interest on Long-Term Debt	3,391,825
Water & Sewer Operations	12,160,099
<b>Total Expenses</b>	<b>\$ 60,057,811</b>



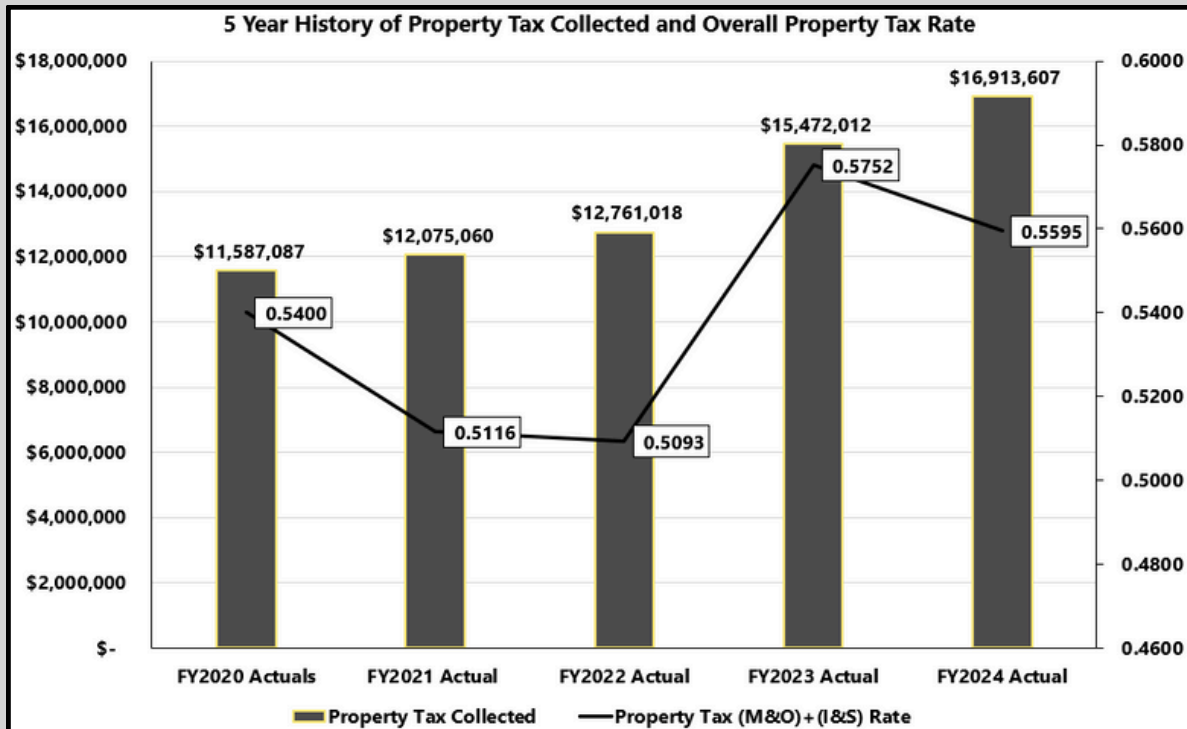
The City's total expenses for the provisions of services and programs was \$60,057,811 in fiscal year 2024, compared to \$56,035,351 in fiscal year 2023. The increase is primarily due to expenses to public safety and interest on long-term debt.

For more detailed information on the City's fiscal year 2024 expenses, please visit: <https://www.kerrvilletx.gov/DocumentCenter/View/45697/FY2024-Annual-Comprehensive-Financial-Report>

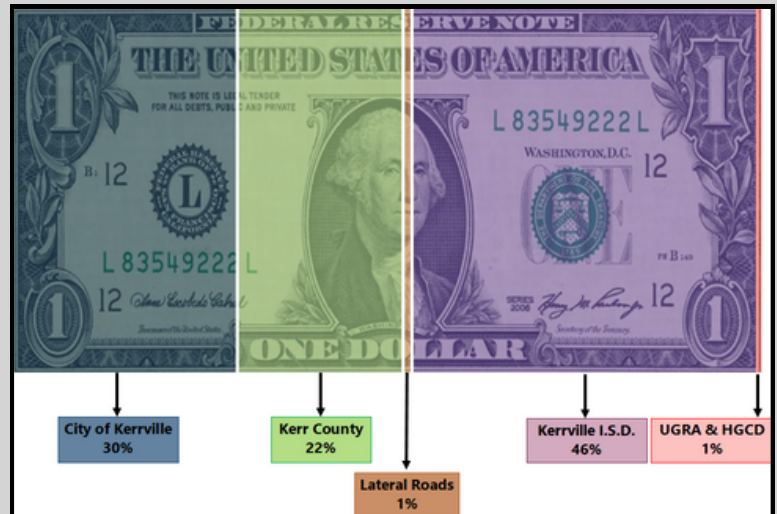
# Property Tax

The City's property tax rate consists of two components: the Maintenance and Operations (M&O) rate and the debt service, or Interest and Sinking (I&S) rate.

- The M&O rate represents the portion of property taxes used to fund the operations and maintenance of the City, including general fund personnel costs, supplies, professional services, and other general operating costs.
- The I&S rate represents the portion of property taxes allocated to repaying the City's outstanding long-term general fund debt obligations.



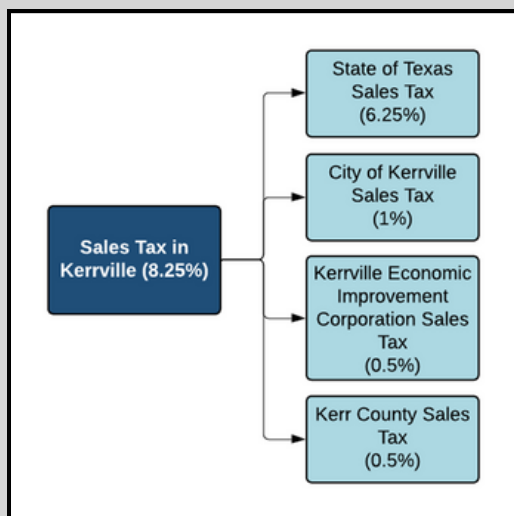
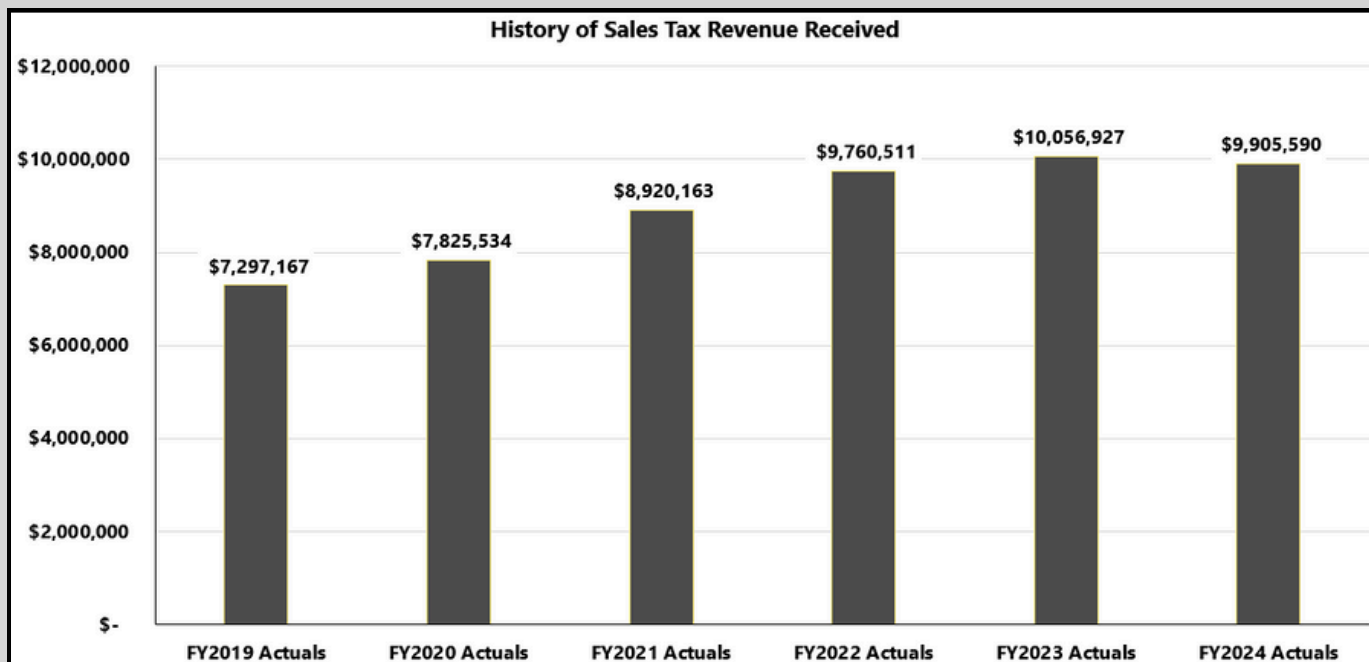
In fiscal year 2024 The City of Kerrville's overall property tax rate was \$0.5595 per \$100 of assessed value. Kerrville City residents paid a total property tax rate of \$1.86 per \$100 of assessed property value for all taxing entities. The image to the right demonstrates how property tax dollars were allocated among these various taxing entities.





# Sales Tax

The City of Kerrville receives one and a half cents in sales tax each month from every dollar of taxable sales. One cent is allocated to the General Fund and half of a cent is allocated to the Economic Improvement Corporation (EIC). The EIC fund is one of the City's component unit funds. Component unit funds are not shown in the PAFR.



FY2024 Top Four Sales Tax Categories	
#1 - Retail	#2 - Food Service
54%	13%
#3 - Manufacturing	#4 - Wholesale
9%	5%

Sales tax revenue in fiscal year 2024 was \$9,905,590 which was 1.5% (\$151,337) lower than fiscal year 2023.

Page three of the ACFR discusses some of the inflationary pressures that are believed to have contributed to the leveling of sales tax compared to prior years. However, fiscal year 2024 Sales Tax Revenue ended 36% higher than fiscal year 2019, which is considered the last normal year before COVID-19. This is indicative of the continued strength of the City's economy.

# Community Investment Plan

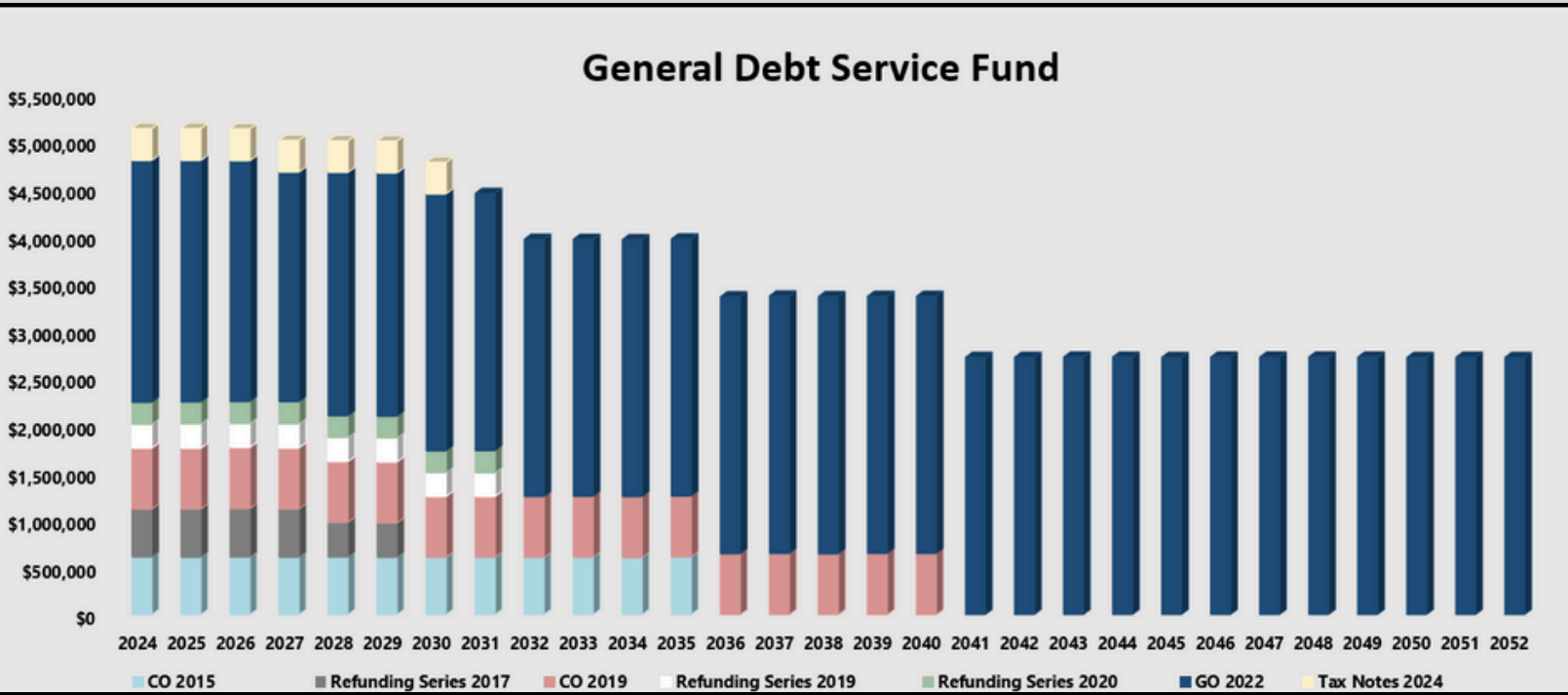
The Community Investment Plan (CIP) is a long-term, multi-year strategy for construction and infrastructure improvements, aligning with key priorities outlined in the Kerrville 2050 Comprehensive Plan. Reviewed annually by City staff and City Council, the CIP remains adaptable to evolving growth patterns, economic conditions, regulatory requirements, and Council priorities. As a planning tool, the CIP guides the identification of necessary capital improvements, cost estimation, and prioritization of projects but does not constitute a commitment to specific projects or funding. Each project is considered and approved individually by City Council.

Notable Ongoing Project Expenses in FY2024	
Public Safety Facility	15,324,755
CDBG Intersection Improvements	383,082
Existing Park Improvements	374,658
Scott Schreiner Golf Course Improvements	308,450
Olympic Pool Improvements	274,541
Catalyst Area 2 Pedestrian Improvements	218,893
Comprehensive Plan Update (including area development)	77,115
Facility/System Replacement	60,712
Lower Lois Steet Drainage	59,066
Public Safety Communication System	32,046
Cailloux Theatre Roof & HVAC	25,407
Projects Completed in FY2024	
Westminster Street Reconstruction	755,754
Downtown Utilities/Streetscape	330,021
KSP Water Line Replacement/Looping	188,285
Facilities Master Plan/Condition Assessment	115,000
City Hall Security Camera System	103,369
Pavement Condition Re-Assessment	30,139
River Trail Downtown Extension	28,472



# General Debt Service Fund

The City of Kerrville’s General Debt Service Fund supports major public infrastructure projects, street improvements, and other capital assets. This debt service is primarily funded through Property Tax Revenue and 4B Sales Tax Revenue. The Kerrville Economic Improvement Corporation (EIC) allocates 4B Sales Tax Revenue to cover debt related to the River Trail, Kerrville Sports Complex, and other Quality of Life projects. The chart below shows the General Debt Service expense owed every year through 2052.



The City holds a “AA” bond rating from Standard & Poor’s rating service for its general obligation debt. This rating indicates a high credit quality and investment grade status.

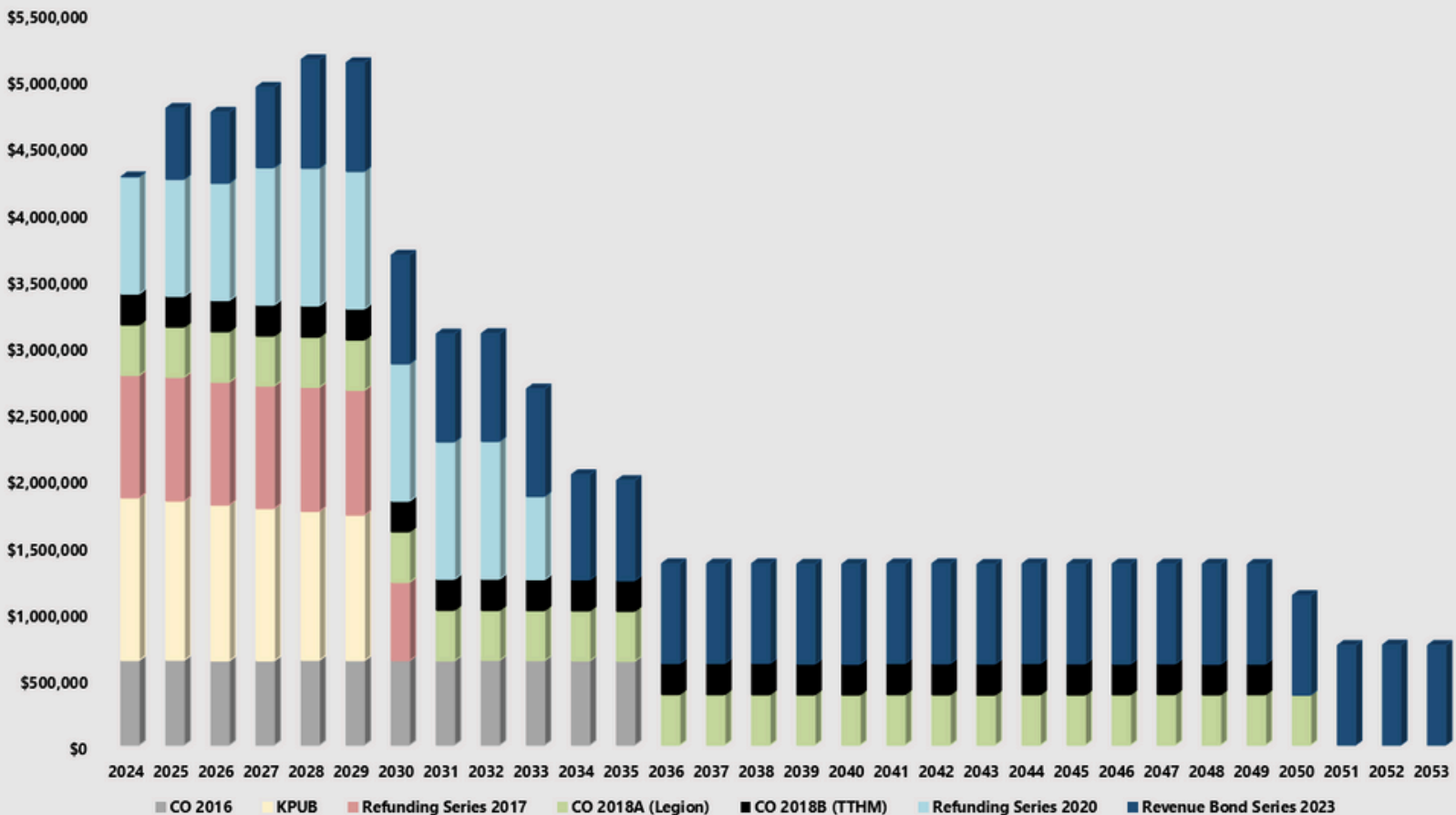


Debt Issuance Purposes	
CO 2015	Sports Complex*
REF 2017	Refinance CO 2007, GO 2007 & CO 2009
GO 2019	Streets and Drainage
REF 2019	Refinance CO 2011A (River Trail)*
REF 2020	Refinance CO 2012 (River Trail)*
GO 2022	Public Safety Facility
TN 2024	Fire Trucks
*Paid for by 4B Sales Tax Revenue	

# Water Debt Service Fund

The City of Kerrville utilizes the Water Debt Service Fund to finance significant public infrastructure projects such as wells, lift stations, pump stations, transmission lines, and water lines. The chart below shows the Water Debt Service expense owed every year through 2053.

**Water Debt Service Fund**



## Debt Issuance Purposes

CO 2016	Water/Wastewater System (reuse and others)
KPUB	Reuse Infrastructure
REF 2017	Refinance Series GO 2007, CO 2009, CO 2010 & CO 2011
CO 2018A	Legion Lift Station
CO 2018B	TTHM Filtration
REF 2020	Refinance Series CO 2012 & CO 2013
RB 2023	Water/Wastewater System Improvements

The City holds a "A+" rating from Standard & Poor's for its Water Fund-issued debt. This rating indicates strong financial management and the ability to meet overall obligations, while acknowledging sensitivity to economic conditions.



# Stay Informed

To remain up to date on the happenings within the City of Kerrville, please visit the City's website and follow social media platforms.



- City of Kerrville, TX - City Hall
- Kerrville Fire Department
- City of Kerrville Parks and Recreation Department
- City of Kerrville Police Department



- Cityofkerrville



- City of Kerrville Government

Kerrville City Council hosts regular meetings every second and fourth Tuesday of the month at 6 PM. Meetings are broadcast live on Time Warner Cable Channel 2. Rebroadcasts are aired each Thursday following a meeting at 7:00 AM and each Tuesday following a meeting at 9:00 PM.

## GET INVOLVED

The City has multiple opportunities for citizens to engage in decision making processes. Citizens can apply to serve on multiple boards and commissions or participate in various educational programs offered by the City. Examples include: Citizens' Government Academy, City Council, Kerrville Economic Improvement Corporation, Food Service Advisory Board, Library Advisory Board, Main Street Advisory Board, Parks and Recreation Advisory Board, Public Facility Corporation, Recovery Community Coalition, Senior Services Advisory Committee, Tax Increment Reinvestment Zone (TIRZ) Boards, Zoning Board of Adjustments, etc.

# Thanks for Reading

If you have any questions regarding the 2024 Annual Comprehensive Financial Report or the 2024 Popular Annual Financial Report please reach out to the City's Finance Department (830)257-8000.

The theme "Looking Up" was chosen for FY2024 in anticipation of continued leveling of inflation, upward movement of Council and community priorities and, of course, the April 2024 Total Solar Eclipse that had the community and visitors "Looking Up" to witness a once-in-a-lifetime event.

Detailed information about the City's financial position can be found in the Annual Comprehensive Financial Report, available on the City's website at:

<https://www.kerrvilletx.gov/DocumentCenter/View/45697/FY2024-Annual-Comprehensive-Financial-Report>



This Popular Annual Financial Report has been Compiled by:

Julie Behrens, Director of Finance  
Trina Rodriguez, Assistant Director of Finance  
Jacob Bogusch, Finance Compliance Coordinator  
Klarissa Nava, Accounting Assistant